



4/11/2019 Particulars	UACS CODE	Appropriation		Allotments							Current Year Obligations				Current Year Disbursements				Balances				
		Authorized Appropriation	Adjustments (Transfer (To)/From, Realignment)	Adjusted Appropriations	Allotments Received	Adjustments (Withdrawal, Realignment)	Transfer To	Transfer From	FAR 1A Adjusted Total Allotments	1st Quarter Ending March 31	2nd Quarter Ending June 30	3rd Quarter Ending Sept. 30	4th Quarter Ending Dec. 31	Total	1st Quarter Ending March 31	2nd Quarter Ending June 30	3rd Quarter Ending Sept. 30	4th Quarter Ending Dec. 31	Total	Unreleased Appropriations	Unobligated Allotment	Unpaid Obligations (15-20) = (23+24)	
																						Due and Demandable	Not Yet Due and Demandable
1	2	3	4	5=(3+4)	6	7	8	9	10=[(6+)-7]-8+9]	11	12	13	14	15= (11+12+13+14)	16	17	18	19	20= (16+17+18+19)	21=(5-10)	22=(10-15)	23	24
Rents - Building and Structures	5029905001									1,164,240.00				1,164,240.00	388,080.00				388,080.00		(1,164,240.00)	184,000.00	592,160.00
Rents - Motor Vehicles	5029905003									550,000.00				550,000.00					(550,000.00)		330,000.00	220,000.00	
Other Maintenance and Operating Expenses	5029999000									3,450.00				3,450.00	3,450.00				3,450.00		(3,450.00)		
Other Maintenance and Operating Expenses	5029999099									3,450.00				3,450.00	3,450.00				3,450.00		(3,450.00)		
II. Automatic Appropriations																							
Retirement and Life Insurance Premiums	01104102									276,875.88				276,875.88	276,875.88				276,875.88		(276,875.88)		
Personnel Services										276,875.88				276,875.88	276,875.88				276,875.88		(276,875.88)		
Personnel Benefit Contributions	5010300000									276,875.88				276,875.88	276,875.88				276,875.88		(276,875.88)		
Retirement and Life Insurance Premiums	5010301000									276,875.88				276,875.88	276,875.88				276,875.88		(276,875.88)		
Retirement and Life Insurance Premiums	5010301000									276,875.88				276,875.88	276,875.88				276,875.88		(276,875.88)		
GRAND TOTAL										10,803,904.38				10,803,904.38	7,889,519.11				7,889,519.11		(10,803,904.38)	589,125.41	2,325,259.86
Grand Total										10,803,904.38				10,803,904.38	7,889,519.11				7,889,519.11		(10,803,904.38)	589,125.41	2,325,259.86


Certified Correct:


 Fronda, Marigen
 Agency Budget Officer
 Date: 08/Apr/2019


Certified Correct:


 Ivy May F. Famatiga
 Agency Chief Accountant
 Date:

Recommended By:


 Fallar, Meriam
 Director, FMS
 Date: 08/Apr/2019

Approved By:


 Albaracin, Edward
 Head of Agency or Authorized
 Representative
 Date: 10/Apr/2019

This report was generated using the Unified Reporting System on 11/04/2019 09:44